

Invacare Slings



Optimal fit & Optimal comfort



Yes, you can.

The sling range

Providing the optimal fit

Our new sling range has been designed to provide a safe, supportive and comfortable transfer for the client. The range provides options for various models, sizes and fabrics to ensure the sling fits perfectly to each person, whether they have some mobility impairment or require full body and head support.

Our team of experts and occupational therapists have spent time ensuring the slings are intuitive and easy to handle for the carer. This leads to reduced application times and improved confidence.

The range consists of fifteen models, each in up to six sizes and up to three fabric options to choose from.

This impressive selection ensures there is a sling suitable for everyone and for every use; daily transfer from bed to wheelchair/armchair, a toilet transfer or even for showering or bathing.

4 KEY FEATURES



Optimal fit

- ▶ The right sling for the right client and transfer type
- ▶ Impressive range with 15 models, 6 sizes and 3 fabrics
- ▶ Well thought-out sling patterns supporting the right body parts
- ▶ All slings have loop attachment for a high spreader bar compatibility

Enhanced safety and confidence

- ▶ Application videos easily accessible via QR code
- ▶ Clear sling labels with intuitive sling application drawings
- ▶ Certified and environmentally friendly flame-retardant material for Comfort In Situ slings



Optimal comfort

- ▶ Soft touch materials for increased comfort
- ▶ Padded back and leg sections for optimal weight distribution
- ▶ Cushioning under the tender armpit area

Easy to apply


- ▶ Positioning pocket supports to slide between the client and backrest whilst sitting
- ▶ Two centre-line markers indicate the position over the spine
- ▶ Coloured loops facilitate the selection for the right positioning



Selecting the right model

The main objective of the sling selection is to **give the amount of body support that is needed**. *Invacare Slings* are designed to give support in those areas where body control and muscle tone are reduced. The main body parts to assess are the legs, hip, trunk and head. The following gives an overview of which sling model is suitable depending on the client's physical ability:

Body Control assessment ▼



Body Support provided by *Invacare Slings* model ▼

Very light ▼	Light ▼	Intermediate ▼	Full ▼	Intended Use
	Universal Low	Universal Standard	Universal High Universal High Plus	Universal Standard
		Amputee	Easy-Fit	Less optimal* Optimal
		Comfort Standard Comfort In Situ	Comfort High	
Dress Toileting Low Dress Toileting High Light Transfer Support Standing Transfer Vest Standing Transfer Vest with Groin band Stand Assist Transfer Stand Assist				

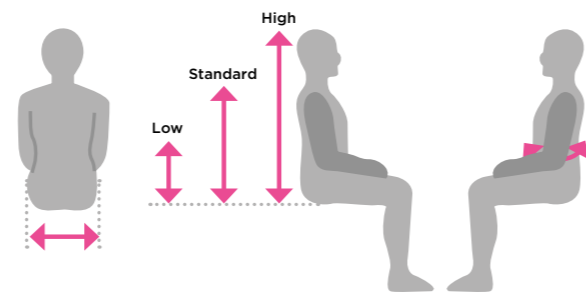
*Less optimal
It is important to consider that the client has more remaining capabilities than the sling allows them to use. Thus, they will be immobilised over time. Additionally, more fabric than needed is used, hence it's a bigger effort to apply the sling.

Selecting the right size

Hip width and back height measured in the sitting position are the most important factors to select the right sling size. For slings with belts, the waist circumference is important, too.

The client's weight needs to be considered mainly for the sling's maximum safe working load. It's inferior to indicate the right sling size.

Please refer to the Invacare Selection Guide to get a full overview on the measurements per model and size.



► Size	XS	S	M	L	XL	XXL
► Safe Working Load	200 kg	200 kg	200 kg	200 kg	250 kg	300 kg

Invacare Slings for passive lifters

Universal family

All-round slings for everyday patient handling routines.



◀ Universal Low

- Supports the hips and lower back
- Suitable for those with good trunk and head control
- Can be used for seated to seated transfers



◀ Universal Standard

- Supports the whole body, including the shoulders
- Suitable for those with good head control
- Can be used for transfers from a lying position, lifting from the floor and seated to seated transfers



◀ Universal High

- Supports the whole body, including the head
- Client sits in slightly reclined position
- Suitable for those with limited control of the head, trunk and hips
- Can be used for transfers from a lying position, lifting from the floor and seated to seated transfers



◀ Universal High Plus

- Same feature set as the Universal High but allows clients to keep their arms outside the sling and be more interactive

Slings with a smaller opening

For patients who require a sling with a smaller opening.



◀ Amputee

- Supports the thighs and the trunk
- Suitable for single or double amputations and a good head control
- Not suitable if client is at risk of spasm
- Client sits in slightly reclined position
- Can be used for seated to seated and lying to seated transfers



◀ Easy-Fit

- Supports the whole body and the head
- Suitable for those with limited control of the head, trunk and hips
- Separate leg supports make it easier to apply than Comfort slings
- Provides a good hip position to allow the client to sit relatively upright

Slings with a wider opening

Wide opening to facilitate toileting and easy to apply.



◀ Dress Toileting Low

- Suitable for those with hip, trunk and head control
- Belt offers increased support around the body and safe positioning
- Can be used for seated to seated transfers



◀ Dress Toileting High

- Same feature set as the Dress Toileting Low sling but comes with a head support for those with reduced head control

Comfort family

Hammock style slings, ideally suited to those with chronic pain. The sling is also useful for above-the-knee amputees. The Comfort In Situ sling is the best choice when the sling needs to remain under the client after transfer in a seated position.



◀ Comfort Standard

- Supports the whole body
- Suitable for those with good head control
- Including well positioned handles



◀ Comfort High

- Supports the whole body, including the head
- Suitable for those with limited control of the head, trunk and hips
- Including well positioned handles



◀ Comfort In Situ

- Supports the whole body
- Suitable for those with good head control
- Designed without handles to remain under the client after transfer
- Made out of special certified flame-retardant material in all three fabrics, solid, spacer and net.
- Environmentally friendly
- Third-party tested against EN 1021 parts 1 and 2



Lifting bands

Suitable for quick transfers on their own or for extra support to lift an arm or leg.



◀ Light Transfer Support

- Suitable for those with good body and head control
- Can be used for seated transfers
- Can be used as lifting band to support single arms or legs if needed, also as extra support to another sling



◀ Standing Transfer Vest

- Applied around the trunk with client's feet firmly on the floor
- Suitable for those with some standing ability but reduced balance and/or walking ability
- Accessory: Groin bands help keep the Standing Transfer Vest in place and add extra safety

Invacare Slings for active lifters



◀ Stand Assist

- Suitable for clients with some weight bearing ability but cannot stand independently
- Client should be coherent, have good body and head control
- It's well-padded for extra comfort
- Comes with a non-slip material on the back



◀ Transfer Stand Assist

- Same feature set as the Stand Assist sling but comes with additional leg support

Accessories ▼



Extension loops

- ▲ Extend the lifting straps to give more positioning possibilities. Available in 20 cm and 30 cm length.




Loop markers

- ▲ Easily mark the preferred loops after an individual assessment. Comes in a pack of four.

Sizes & Fabrics ▼

▼ Family	▼ Models	▼ Sizes						▼ Fabrics		
		XS	S	M	L	XL	XXL	Solid	Net	Spacer
Universal	Universal Low	◆	◆	◆	◆	◆		●	●	●
	Universal Standard	◆	◆	◆	◆	◆		●	●	●
	Universal High	◆	◆	◆	◆	◆	◆	●	●	●
	Universal High Plus	◆	◆	◆	◆	◆		●	●	●
Small Opening	Amputee	◆	◆	◆	◆	◆		●		
	Easy Fit	◆	◆	◆	◆	◆		●		●
Wide opening	Dress Toileting Low	◆	◆	◆	◆	◆		●		
	Dress Toileting High	◆	◆	◆	◆	◆		●		
Comfort	Comfort Standard	◆	◆	◆	◆	◆		●	●	●
	Comfort High	◆	◆	◆	◆	◆		●	●	●
	Comfort In Situ	◆	◆	◆	◆	◆	◆	●🔥	●🔥	●🔥
Lifting Bands	Light Transfer Support		◆		◆			●		
Standing/Walking training	Standing Transfer Vest	◆	◆	◆	◆	◆		●		
Active slings	Stand Assist	◆	◆	◆	◆	◆		●		
	Transfer Stand Assist		◆	◆	◆	◆		●		

Fabrics ▼



Polyester - Solid

▲ A strong material that is hard-wearing and easy to apply. It slides smoothly into place and dries quickly after washing. This comes as standard on all models.



Polyester - Net

▲ Also known as mesh fabric, the net option is ideally suited for bathing or showering environments. It has quick drainage and drying properties.



Spacer

▲ The breathable spacer fabric is two-way stretch allowing the material to adapt to the contours of the user, resulting in high levels of comfort and support.

Technical data ▼

For more comprehensive pre-sales information about this product, including the product's user manual, please see your local Invacare website.



Max User Weight ▼

Invacare Slings
XS, S, M, L = 200 kg
XL = 250 kg
XXL = 300 kg



Max washing temperature ▼

90° C



Bleaching ▼

Do not bleach



Tumble dry ▼

Low temperature

All slings should be tested and adjusted to the individual client to ensure optimal comfort and safety during transfers.

A risk assessment must be carried out prior to use of one manufacturer's sling on another manufacturer's hoist.

Tel: +44 61 487 70 70
hqeurope@invacare.com
www.invacare.eu.com

Invacare International GmbH
Neuhofweg 51
4147 Aesch BL
Switzerland



Yes, you can.®